



Micro Commercial Components

Micro Commercial Components
 20736 Marilla Street Chatsworth
 CA 91311
 Phone: (818) 701-4933
 Fax: (818) 701-4939

SR305 THRU SR3010

3 Amp Schottky Barrier Rectifier 50 to 100 Volts

Features

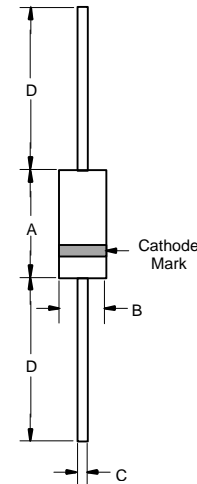
- Lead Free Finish/RoHS Compliant(Note 1) ("P" Suffix designates RoHS Compliant. See ordering information)
- Low Forward Voltage Drop and Low Switching Noise
- High Current Capability and High Surge Current Capability
- Case Material: Molded Plastic. UL Flammability Classification Rating 94V-0 and MSL Rating 1

Maximum Ratings

- Operating Temperature: -55°C to +125°C
- Storage Temperature: -55°C to +150°C
- Maximum Thermal Resistance; 30°C/W Junction To Ambient

| MCC Catalog Number | Device Marking | Maximum Recurrent Peak Reverse Voltage | Maximum RMS Voltage | Maximum DC Blocking Voltage |
|--------------------|----------------|--|---------------------|-----------------------------|
| SR305 | --- | 50V | 35V | 50V |
| SR306 | --- | 60V | 42V | 60V |
| SR308 | --- | 80V | 56V | 80V |
| SR3010 | --- | 100V | 70V | 100V |

DO-201AD



Electrical Characteristics @ 25°C Unless Otherwise Specified

| | | | |
|--|-------------|---------------|--|
| Average Forward Current | $I_{F(AV)}$ | 3.0A | $T_A = 85^\circ\text{C}$ |
| Peak Forward Surge Current | I_{FSM} | 80A | 8.3ms, half sine |
| Maximum Instantaneous Forward Voltage SR305-306 SR308-3010 | V_F | .72V .85V | $I_{FM} = 3.0\text{A};$ $T_J = 25^\circ\text{C}$ (Note 2) |
| Maximum DC Reverse Current At Rated DC Blocking Voltage | I_R | 1.0mA 30mA | $T_J = 25^\circ\text{C}$ $T_J = 100^\circ\text{C}$ |
| Typical Junction Capacitance | C_J | 200pF | Measured at 1.0MHz, $V_R=4.0\text{V}$ |

Notes:1.High Temperature Solder Exemption Applied, see EU Directive Annex 7.
 2.Pulse test: Pulse width 300 μsec , Duty cycle 1%

| DIM | INCHES | | MM | | NOTE |
|-----|--------|------|-------|------|------|
| | MIN | MAX | MIN | MAX | |
| A | .287 | .374 | 7.30 | 9.50 | |
| B | .189 | .208 | 4.80 | 5.30 | |
| C | .048 | .052 | 1.20 | 1.30 | |
| D | 1.000 | --- | 25.40 | --- | |

SR305 thru SR3010

Figure 1
Typical Forward Characteristics

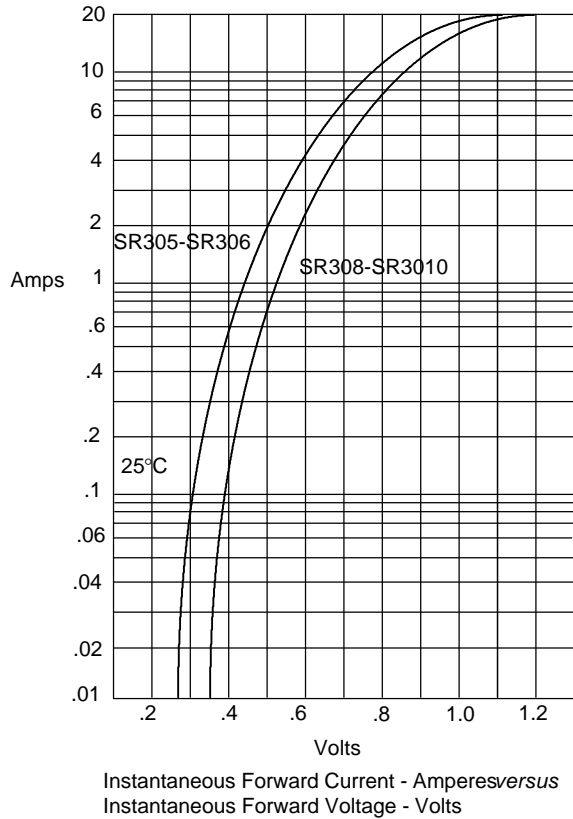
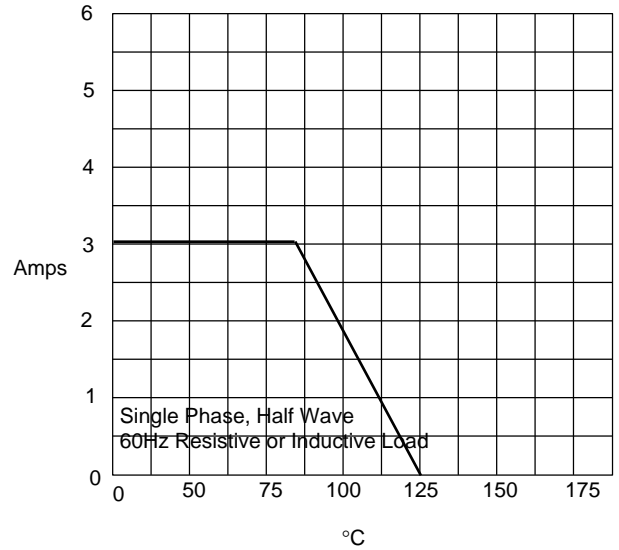
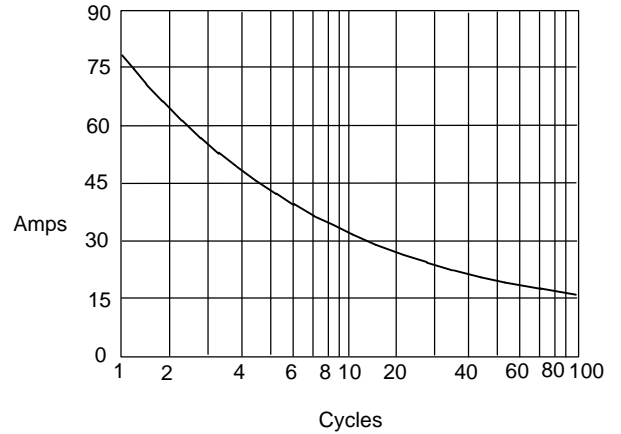


Figure 2
Forward Derating Curve



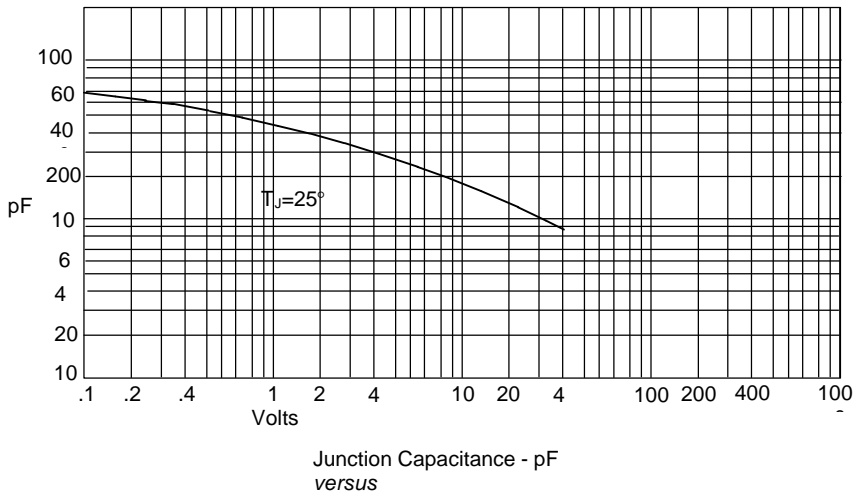
Average Forward Rectified Current - Amperes versus Ambient Temperature - °C

Figure 3
Maximum Non-Repetitive Forward Surge Current



Peak Forward Surge Current - Amperes versus Number Of Cycles At 60Hz - Cycles

Figure 4
Junction Capacitance





Micro Commercial Components

Ordering Information

| Device | Packing |
|------------------|------------------------------|
| (Part Number)-TP | Tape&Reel; 1.2Kpcs/Reel |
| (Part Number)-AP | Ammo Packing;1.2Kpcs/AmmoBox |
| (Part Number)-BP | Bulk;500pcs/Box |

*****IMPORTANT NOTICE*****

Micro Commercial Components Corp. reserves the right to make changes without further notice to any product herein to make corrections, modifications, enhancements, improvements, or other changes. *Micro Commercial Components Corp.* does not assume any liability arising out of the application or use of any product described herein; neither does it convey any license under its patent rights, nor the rights of others. The user of products in such applications shall assume all risks of such use and will agree to hold *Micro Commercial Components Corp.* and all the companies whose products are represented on our website, harmless against all damages.

*****APPLICATIONS DISCLAIMER*****

Products offer by *Micro Commercial Components Corp.* are not intended for use in Medical, Aerospace or Military Applications.